

**Baker County**  
**Special District Election**  
**May 18, 2021**  
**Acceptance of Abstract**

To: Stefanie L. Kirby  
Baker County Clerk  
1995 3<sup>rd</sup> Street, Ste. 150  
Baker City, OR 97814

I, PERRY STOKES, as DIRECTOR/CEO for the  
Name Title

BAKER COUNTY LIBRARY DISTRICT,  
District

Accept the May 18, 2021 Special District Election Abstract results provided from the Baker County Clerk's Office. Per ORS 255.295 this is our confirmation in writing to the County Clerk that the candidate(s) elected to the district office is/are qualified to hold the office.

  
Signature

6/7/2021  
Date

1-106 Baker County Library District Baker County  
 Library District  
 VOTE FOR 1

	Yes	No	Overvotes	Undervotes	Contest Total
Baker 1	381	150	0	35	566
Baker 2	367	142	0	31	540
Baker 3	420	154	0	26	600
Baker 4	469	216	0	36	721
Baker 5	510	249	0	37	796
Baker Country 13	310	136	0	17	463
Durkee 14	31	23	0	5	59
Eagle Valley 15	203	64	0	9	276
Haines 17	210	121	0	9	340
Hereford 18	33	17	0	1	51
Huntington 19	79	49	0	9	137
Irondyke 20	20	15	0	2	37
Keating 21	80	38	0	3	121
Pine Valley 22	312	96	0	23	431
Poca-Wing 24	375	170	0	14	559
Sumpter 25	114	71	0	5	190
Unity 26	37	10	0	9	56
<b>Totals</b>	<b>3,951</b>	<b>1,721</b>	<b>0</b>	<b>271</b>	<b>5,943</b>

STATE OF OREGON, County of Baker, SS  
 I hereby certify that I have compared the  
 within instrument with the original instru-  
 ment now on file in my office, and that it is  
 a true and correct copy of the same and of  
 the whole thereof.

Dated June 3, 2021  
 By Stefanie Kirby - Deputy  
 Stefanie Kirby, County Clerk



I DO HEREBY CERTIFY THAT THE VOTES RECORDED  
 ON THIS ABSTRACT CORRECTLY SUMMARIZE  
 THE TALLY OF VOTES CAST AT THE ELECTION INDICATED.

DATED THIS 3<sup>rd</sup> DAY OF June, 2021.

Stefanie L. Kirby  
 STEFANIE L. KIRBY,  
 BAKER COUNTY CLERK



Position 1 Baker County Library District						
VOTE FOR 1						
	Beth Bigelow	Write-In Totals	Write-In: Not Assigned	Overvotes	Undervotes	Contest Total
Baker 1	393	0	0	1	172	566
Baker 2	380	10	10	0	150	540
Baker 3	417	5	5	0	178	600
Baker 4	518	2	2	0	201	721
Baker 5	540	6	6	0	250	796
Baker Country 13	304	3	3	2	154	463
Durkee 14	48	0	0	1	10	59
Eagle Valley 15	199	1	1	0	76	276
Haines 17	245	2	2	0	93	340
Hereford 18	26	0	0	0	25	51
Huntington 19	81	1	1	0	55	137
Irondyke 20	22	0	0	0	15	37
Keating 21	89	0	0	0	32	121
Pine Valley 22	308	1	1	1	121	431
Poca-Wing 24	381	1	1	0	177	559
Sumpter 25	104	0	0	0	86	190
Unity 26	35	0	0	0	21	56
<b>Totals</b>	<b>4,090</b>	<b>32</b>	<b>32</b>	<b>5</b>	<b>1,816</b>	<b>5,943</b>

STATE OF OREGON, County of Baker, SS  
 I hereby certify that I have compared the  
 within instrument with the original instru-  
 ment now on file in my office, and that it is  
 a true and correct copy of the same and of  
 the whole thereof.

Dated June 3, 2021  
 Stefanie Kirby, County Clerk  
 By Stefanie Kirby Deputy



I DO HEREBY CERTIFY THAT THE VOTES RECORDED  
 ON THIS ABSTRACT CORRECTLY SUMMARIZE  
 THE TALLY OF VOTES CAST AT THE ELECTION INDICATED.

DATED THIS 3<sup>rd</sup> DAY OF June, 2021

Stefanie L Kirby  
 STEFANIE L. KIRBY,  
 BAKER COUNTY CLERK



Position 2 Baker County Library District

VOTE FOR 1

	Betty Palmer	Write-In Totals	Write-In: Not Assigned	Overvotes	Undervotes	Contest Total
Baker 1	384	5	5	0	177	566
Baker 2	373	11	11	1	155	540
Baker 3	413	7	7	0	180	600
Baker 4	507	7	7	1	206	721
Baker 5	529	8	8	0	259	796
Baker Country 13	289	5	5	0	169	463
Durkee 14	49	0	0	0	10	59
Eagle Valley 15	196	1	1	0	79	276
Haines 17	222	4	4	0	114	340
Hereford 18	25	0	0	0	26	51
Huntington 19	84	1	1	0	52	137
Irondyke 20	22	0	0	0	15	37
Keating 21	82	0	0	0	39	121
Pine Valley 22	297	1	1	0	133	431
Poca-Wing 24	371	3	3	0	185	559
Sumpter 25	107	0	0	0	83	190
Unity 26	32	1	1	0	23	56
<b>Totals</b>	<b>3,982</b>	<b>54</b>	<b>54</b>	<b>2</b>	<b>1,905</b>	<b>5,943</b>

STATE OF OREGON, County of Baker, SS  
 I hereby certify that I have compared the  
 within instrument with the original instru-  
 ment now on file in my office, and that it is  
 a true and correct copy of the same and of  
 the whole thereof.

Dated June 3, 2021  
 By Stefanie Kirby County Clerk  
Stefanie Kirby Deputy



I DO HEREBY CERTIFY THAT THE VOTES RECORDED  
 ON THIS ABSTRACT CORRECTLY SUMMARIZE  
 THE TALLY OF VOTES CAST AT THE ELECTION INDICATED.

DATED THIS 3<sup>rd</sup> DAY OF June, 2021


Stefanie L. Kirby  
 STEFANIE L. KIRBY,  
 BAKER COUNTY CLERK




Position 3 Baker County Library District


VOTE FOR 1

	Kyra K Rohrer	Write-in Totals	Write-in: Not Assigned	Overvotes	Undervotes	Contest Total
Baker 1	383	1	1	0	182	566
Baker 2	387	4	4	0	149	540
Baker 3	413	5	5	0	182	600
Baker 4	506	5	5	0	210	721
Baker 5	545	5	5	1	245	796
Baker County 13	300	1	1	0	162	463
Durkee 14	47	0	0	0	12	59
Eagle Valley 15	194	1	1	0	81	276
Haines 17	239	3	3	0	98	340
Hereford 18	24	0	0	0	27	51
Huntington 19	83	1	1	0	53	137
Irondyke 20	21	0	0	0	16	37
Keating 21	85	0	0	0	36	121
Pine Valley 22	297	1	1	0	133	431
Poca-Wing 24	383	1	1	0	175	559
Sumpter 25	106	0	0	0	84	190
Unity 26	34	0	0	0	22	56
<b>Totals</b>	<b>4,047</b>	<b>28</b>	<b>28</b>	<b>1</b>	<b>1,867</b>	<b>5,943</b>



I DO HEREBY CERTIFY THAT THE VOTES RECORDED  
 ON THIS ABSTRACT CORRECTLY SUMMARIZE  
 THE TALLY OF VOTES CAST AT THE ELECTION INDICATED.  
 DATED THIS 3<sup>rd</sup> DAY OF June, 2021  
  
 STEFANIE L. KIRBY,  
 BAKER COUNTY CLERK

STATE OF OREGON, County of Baker, SS  
 I hereby certify that I have compared the  
 within instrument with the original instru-  
 ment now on file in my office, and that it is  
 a true and correct copy of the same and of  
 the whole thereof.

Dated June 3, 2021  
 Stefanie Kirby, County Clerk  
 By  Deputy



PRECINCT	2011							2016							CHANGE vs 2011			2021							CHANGE vs 2011			CHANGE vs 2016				
	YES	NO	TOTAL	%No	UNDER VOTES	TOTAL VOTES	% PASS	YES	NO	TOTAL	%No	UNDER VOTES	TOTAL VOTES	% PASS	YES	NO	%CHG	YES	NO	TOTAL	%No	UNDER VOTES	TOTAL VOTES	% PASS	YES	NO	%CHG	YES	NO	%CHG		
Baker #1	341	158	499	32%	8	507	68.34%	500	72	572	13%	33	605	87.41%	159	-86	27.9%	381	150	531	28%	35	566	71.75%	40	-8	5.0%	-119	78	-17.9%		
Baker #2	308	148	456	32%	3	459	67.54%	431	78	509	15%	25	534	84.68%	123	-70	25.4%	367	142	509	28%	31	540	72.10%	59	-6	6.7%	-64	64	-14.8%		
Baker #3	340	139	479	29%	4	483	70.98%	462	70	532	13%	25	557	86.84%	122	-69	22.3%	420	154	574	27%	26	600	73.17%	80	15	3.1%	-42	84	-15.7%		
Baker #4	403	214	617	35%	5	622	65.32%	586	95	681	14%	24	705	86.05%	183	-119	31.7%	469	216	685	32%	36	721	68.47%	66	2	4.8%	-117	121	-20.4%		
Baker #5	423	252	675	37%	8	683	62.67%	580	134	714	19%	37	753	81.23%	157	-118	29.6%	510	249	759	33%	37	796	67.19%	87	-3	7.2%	-70	115	-17.3%		
Baker County	228	174	402	43%	3	405	36.72%	376	88	464	19%	28	492	81.03%	148	-86	42.9%	310	136	446	30%	17	463	69.51%	82	-38	22.6%	-66	48	-14.2%		
Durkee	25	22	47	47%	0	47	55.19%	43	11	54	20%	4	58	79.63%	18	-11	49.7%	31	23	54	43%	5	59	77.13%	6	1	7.9%	-12	12	-27.9%		
Eagle Valley	143	51	194	26%	14	208	73.71%	222	50	272	18%	17	289	81.62%	79	-1	10.7%	203	64	267	24%	9	276	76.03%	60	13	3.1%	-19	14	-6.8%		
Haines	173	113	286	40%	11	297	60.49%	308	59	367	16%	19	386	83.92%	135	-54	38.7%	210	121	331	37%	9	340	63.44%	37	8	4.9%	-98	62	-24.4%		
Hereford	30	15	45	33%	0	45	66.67%	41	12	53	23%	3	56	77.36%	11	-3	16.0%	33	17	50	34%	1	51	66.00%	3	2	-1.0%	-8	5	-14.7%		
Huntington	60	45	105	43%	8	113	37.14%	76	39	115	34%	15	130	69.09%	16	-6	15.7%	79	49	128	38%	9	137	61.72%	19	4	8.0%	3	10	-6.6%		
Irondyke	13	9	22	41%	3	25	59.09%	24	6	30	20%	0	30	80.00%	11	-3	35.4%	20	15	35	43%	2	37	57.18%	7	6	3.3%	-4	9	-28.6%		
Keating	39	41	80	51%	0	80	48.75%	82	21	103	20%	9	112	79.61%	43	-20	63.3%	80	38	118	32%	3	121	67.80%	41	-3	39.1%	-2	17	-14.8%		
Pine Valley	191	76	267	28%	22	289	71.54%	280	68	348	20%	34	382	80.46%	89	-8	12.5%	312	96	408	24%	23	431	76.47%	121	20	6.9%	32	28	-5.0%		
Poco-Wing	289	151	440	34%	8	448	65.68%	426	82	508	16%	22	530	83.86%	137	-69	27.7%	375	170	545	31%	14	559	68.81%	86	19	4.8%	-51	88	-17.9%		
Sumpter	89	56	145	39%	1	146	61.38%	122	48	170	28%	19	189	71.76%	33	-8	16.9%	114	71	185	38%	5	190	61.62%	25	15	0.4%	-8	23	-14.1%		
Unity	34	9	43	21%	4	47	79.07%	50	6	56	11%	8	64	89.29%	16	-3	12.9%	37	10	47	21%	9	56	78.72%	3	1	-0.4%	-13	4	-11.8%		
<b>TOTAL</b>	<b>3,129</b>	<b>1,673</b>	<b>4,802</b>		<b>102</b>	<b>4,904</b>	<b>65.16%</b>	<b>4,609</b>	<b>939</b>	<b>5,548</b>		<b>322</b>	<b>5,870</b>	<b>83.07%</b>	<b>1,480</b>	<b>-734</b>	<b>27.5%</b>	<b>3,951</b>	<b>1,721</b>	<b>5,672</b>		<b>271</b>	<b>5,943</b>	<b>69.66%</b>	<b>822</b>	<b>48</b>	<b>6.9%</b>	<b>-658</b>	<b>782</b>	<b>-16.2%</b>		
								1,480	-734			220	966					-658	782			-51	73									
								47.3%	-43.9%			215.7%	19.7%		-14.3%	83.3%		-15.8%	1.2%													

746 Total votes less undervotes

124 Total votes less undervotes

MAX 79.07%  
 MIN 66.30%

MAX 89.29%  
 MIN 66.09%

MAX 78.72%  
 MIN 70.69%